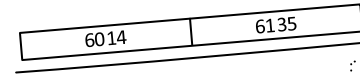
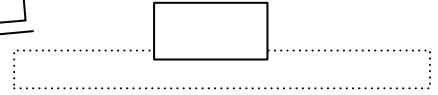


Standard gauge track:
Information & Model
Railway in coaches




Former Tintern Station
4.52



△
4¾ mp
(Incorrect position)

Station



Signal Box
4.50

(Shed & traverser in
locking room)

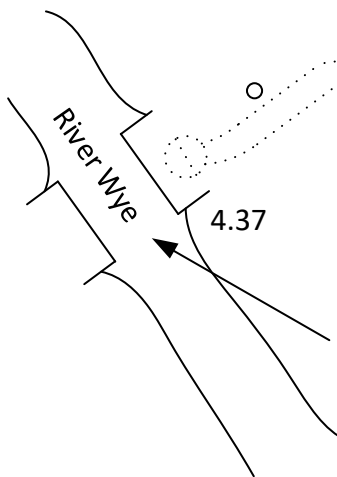


4½ mp
▽

Former Wye Valley Railway
(5"7¼" gauge)

4.37

Site of
River Wye bridge
4.35



Railway is on the trackbed of the former GWR Chepstow
(Wye Valley Jn) - Monmouth (Troy) line.
Closed to passengers 5th January 1959
Closed to goods 6th January 1964

Mileposts are not original

TINTERN MINIATURE RAILWAY, TINTERN

13-08-23

© P. Scott

10¼"